M:\PROJECTS\2063-66 Grace Clinic Entrance road\Grace Clinic Entrance Road 2.dwg

CURVE #1

Δ	41°47'20"
PI	2+05.50
T	76.35
R=	200.00
A=	145.87
Dc=	28°38'52"
	N81°34'32"W

CURVE #2

Δ	11°34'56"
PI	0+86.88
T	20.28
R=	200.00
A=	40.43
Dc=	28°38'52"
	S83°19'16"W

CURVE #3

Δ	13°17'40"
PI	1+00.50
T	23.31
R=	200.00
A=	46.41
Dc=	28°38'52"
	N16°33'40"E

GRAPHIC SCALE

30' 0 15' 30' 60'

SCALE: 1" = 30'

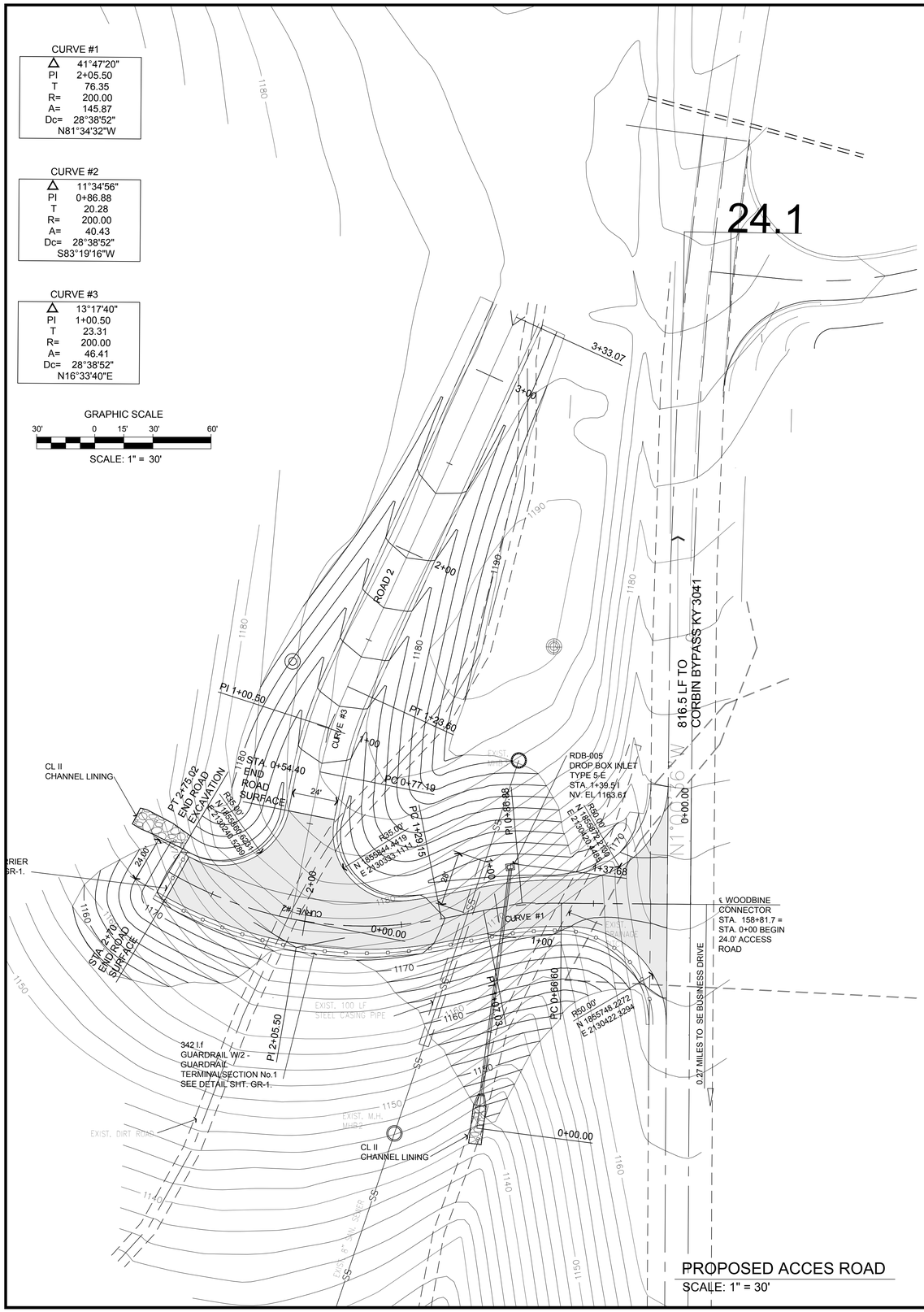

PROPOSED ACCES ROAD

SCALE: 1" = 30'

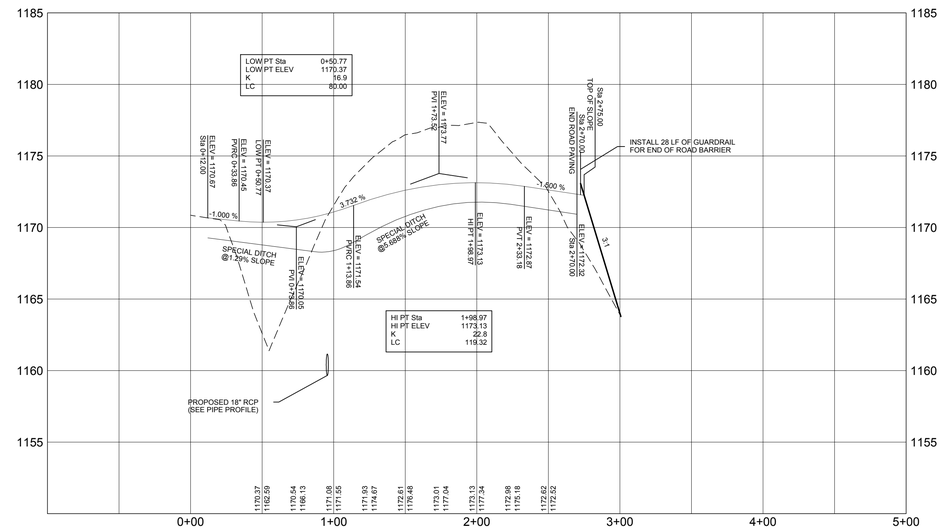

PROFILE -ROAD MAIN

SCALE: 1" = 50' HORIZ.
1" = 5' VERT.

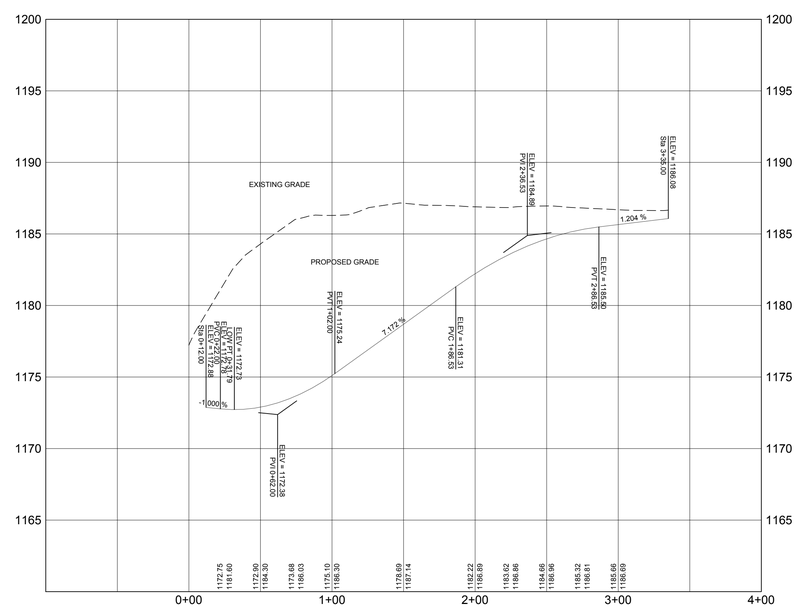

PROFILE -ROAD 2

SCALE: 1" = 50' HORIZ.
1" = 5' VERT.

PRPPOPOSED ACCESS ROAD

ACCESS ROAD EXTENSIONS

GRACE CLINIC PROJECT

SOUTHEAST KENTUCKY INDUSTRIAL DEVELOPMENT AUTHORITY

KNOX COUNTY, KENTUCKY

DATE	REVISION	BY

Plans Disclaimer
The design professional asses any and all responsibility and liability for problems which arise from failure to follow these plans, specifications and the designer's intent.
Plans are only valid when signed and sealed.

This document discloses subject matter considered confidential by mse of kentucky, inc. and or, which mse of kentucky, inc has property rights. Recipient agrees to maintain this document in confidence and not reproduce or otherwise disclose to others, or to use for any purpose without the written permission of mse of kentucky, inc.

PROJECT NO.	
DESIGNED BY:	
DRAWN BY:	
CHECKED BY:	
REVIEWED BY:	
DATE:	
SCALE:	1" = 50'

mse
Engineers
Architects
Planners
OF KENTUCKY, INC.
624 Wellington Way
Lexington, Ky. 40503
www.mseinc.com
Phone: (859)223-5694
Fax: (859)223-2607

DRAWING NO.

C-1

SHEET OF